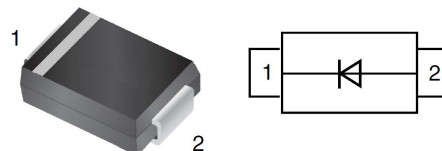


## Surface Mount Silicon Zener Diodes in DO-214AC/SMA

### Features

- 
- 
- 
- 
- 
- 
- 



### Mechanical Data

- Case:** ...
- Molding Compound Flammability Rating:** ...
- Terminals:** ...

### Absolute Maximum Ratings

Ratings at 25°ambient temperature unless otherwise specified.

Parameter	Symbol	Value	UNIT
DC power dissipation at $T_L = 50\text{ }^\circ\text{C}^{(1)}$	$P_D$	2.0	W
Maximum forward voltage at $I_F = 200\text{ mA}$	$V_F$	1.5	V
Junction temperature range	$T_J$	- 55 to + 150	$^\circ\text{C}$
Storage temperature range	$T_{STG}$	- 55 to + 150	$^\circ\text{C}$

**Note:**

(1)  $T_L$  = Lead temperature at 3/8 " (9.5mm) from body

## Electrical Characteristics (TC =25°C)

Ratings at 25 °C ambient temperature unless otherwise specified. VF=3.5V at IF=25A (uni-directional only)

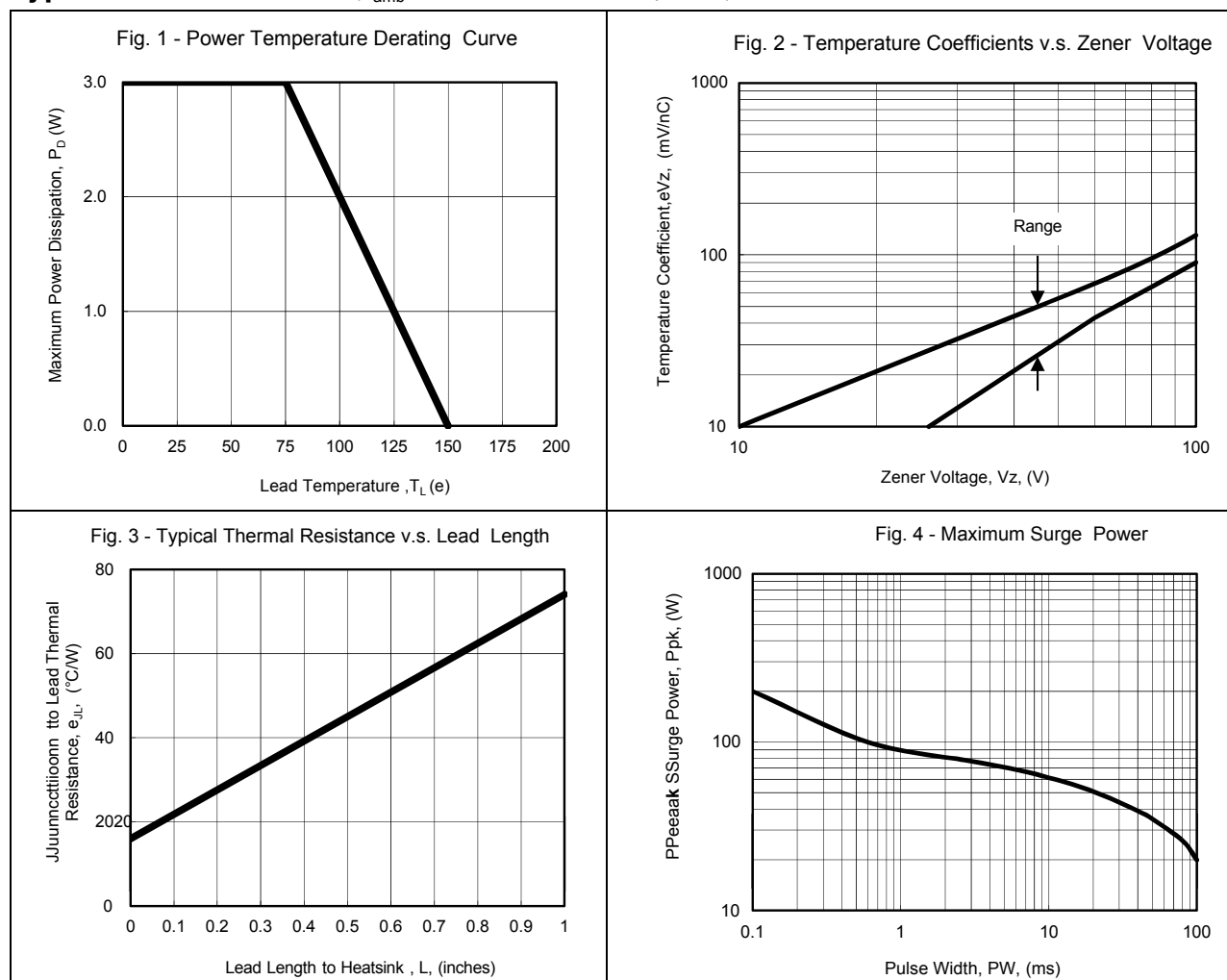
Part Number	Device Marking Code	Nominal Zener Voltage		Maximum Zener Impedance			Maximum Reverse Leakage Current		Maximum DC Zener Current
		V <sub>Z</sub> @ I <sub>ZT</sub>	I <sub>ZT</sub>	Z <sub>ZT</sub> @ I <sub>ZT</sub>	Z <sub>ZK</sub> @ I <sub>ZK</sub>	I <sub>ZK</sub>	I <sub>R</sub> @ V <sub>R</sub>		I <sub>ZM</sub>
		(V)	(mA)	(Ω)	(Ω)	(mA)	(μA)	(V)	(mA)
SMA2EZ2.7D5	2H0	2.7	80.0	10.0	400	1.00	100	1.0	670
SMA2EZ3.0D5	2H1	3.0	160.0	8.0	400	1.00	100	1.0	603
SMA2EZ3.3D5	2H2	3.3	145.0	8.0	400	1.00	80	1.0	548
SMA2EZ3.6D5	2H3	3.6	139.0	5.0	400	1.00	80	1.0	502
SMA2EZ3.9D5	2H4	3.9	128.0	5.0	400	1.00	30	1.0	464
SMA2EZ4.3D5	2H5	4.3	116.0	4.5	400	1.00	20	1.0	421
SMA2EZ4.7D5	2H6	4.7	106.0	4.5	550	1.00	5.0	1.0	385
SMA2EZ5.1D5	2H7	5.1	98.0	3.5	600	1.00	5.0	1.0	354
SMA2EZ5.6D5	2H8	5.6	89.5	2.5	500	1.00	5.0	2.0	323
SMA2EZ6.2D5	2A0	6.2	80.5	1.5	700	1.00	5.0	3.0	292
SMA2EZ6.8D5	2A1	6.8	73.5	2.0	700	1.00	5.0	4.0	266
SMA2EZ7.5D5	2A2	7.5	66.5	2.0	700	0.50	5.0	5.0	242
SMA2EZ8.2D5	2A3	8.2	61.0	2.3	700	0.50	5.0	6.0	220
SMA2EZ9.1D5	2A4	9.1	55.0	2.5	700	0.50	3.0	7.0	200
SMA2EZ10D5	2A5	10.0	50.0	3.5	700	0.25	3.0	7.6	182
SMA2EZ11D5	2A6	11.0	45.5	4.0	700	0.25	1.0	8.4	166
SMA2EZ12D5	2A7	12.0	41.5	4.5	700	0.25	1.0	9.1	152
SMA2EZ13D5	2A8	13.0	38.5	5.0	700	0.25	0.5	9.9	138
SMA2EZ14D5	2A9	14.0	35.7	5.5	700	0.25	0.5	10.6	130
SMA2EZ15D5	2B0	15.0	33.4	7.0	700	0.25	0.5	11.4	122
SMA2EZ16D5	2B1	16.0	31.2	8.0	700	0.25	0.5	12.2	114
SMA2EZ17D5	2B2	17.0	29.4	9.0	750	0.25	0.5	13.0	107
SMA2EZ18D5	2B3	18.0	27.8	10.0	750	0.25	0.5	13.7	100
SMA2EZ19D5	2B4	19.0	26.3	11.0	750	0.25	0.5	14.4	95
SMA2EZ20D5	2B5	20.0	25.0	11.0	750	0.25	0.5	15.2	90
SMA2EZ22D5	2B6	22.0	22.8	12.0	750	0.25	0.5	16.7	82
SMA2EZ24D5	2B7	24.0	20.8	13.0	750	0.25	0.5	18.2	76
SMA2EZ27D5	2B8	27.0	18.5	18.0	750	0.25	0.5	20.6	68
SMA2EZ30D5	2B9	30.0	16.6	20.0	1000	0.25	0.5	22.5	60
SMA2EZ33D5	2C0	33.0	15.1	23.0	1000	0.25	0.5	25.1	55
SMA2EZ36D5	2C1	36.0	13.9	25.0	1000	0.25	0.5	27.4	50
SMA2EZ39D5	2C2	39.0	12.8	30.0	1000	0.25	0.5	29.7	47
SMA2EZ43D5	2C3	43.0	11.6	35.0	1500	0.25	0.5	32.7	43
SMA2EZ47D5	2C4	47.0	10.6	40.0	1500	0.25	0.5	35.8	39
SMA2EZ51D5	2C5	51.0	9.8	48.0	1500	0.25	0.5	38.8	36
SMA2EZ56D5	2C6	56.0	9.0	55.0	2000	0.25	0.5	42.6	32
SMA2EZ62D5	2C7	62.0	8.1	60.0	2000	0.25	0.5	47.1	29
SMA2EZ68D5	2C8	68.0	7.4	75.0	2000	0.25	0.5	51.7	27
SMA2EZ75D5	2C9	75.0	6.7	90.0	2000	0.25	0.5	56.0	24
SMA2EZ82D5	2F0	82.0	6.1	100.0	3000	0.25	0.5	62.2	22
SMA2EZ91D5	2F1	91.0	5.5	125.0	3000	0.25	0.5	69.2	20
SMA2EZ100D5	2F2	100.0	5.0	175.0	3000	0.25	0.5	76.0	18

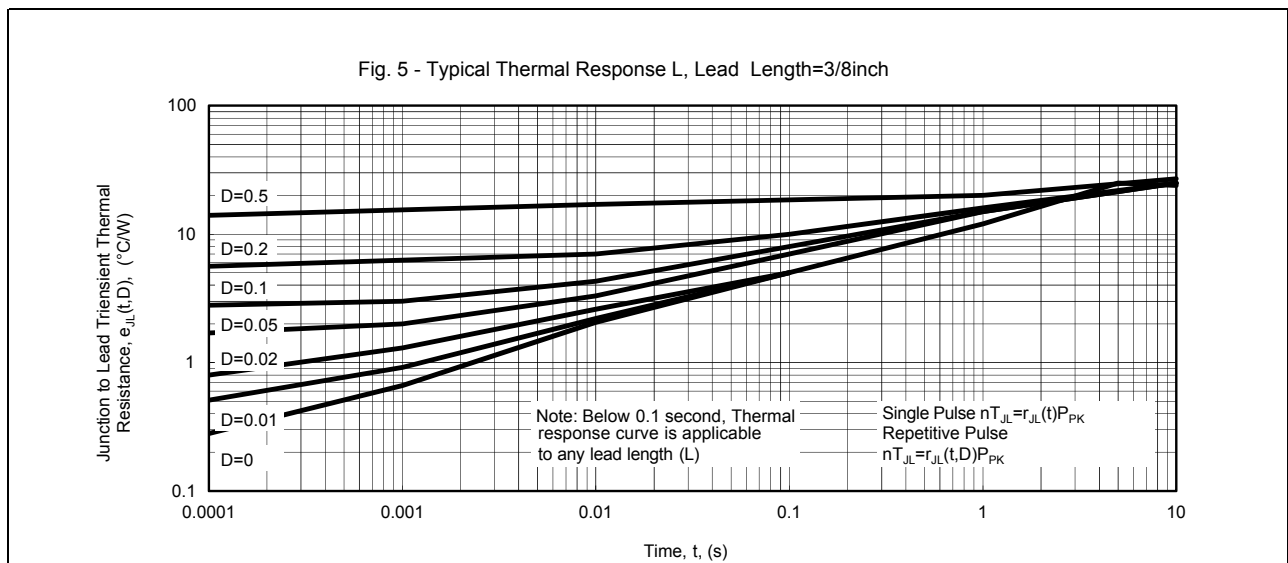
### Notes :

- (1) The type number listed have a standard tolerance on the nominal zener voltage of ± 5 %
- (2) The reverse surge current is a non-repetitive, 8.3ms pulse width square wave or equivalent sine-wave superimposed on I<sub>ZT</sub> per JEDEC method

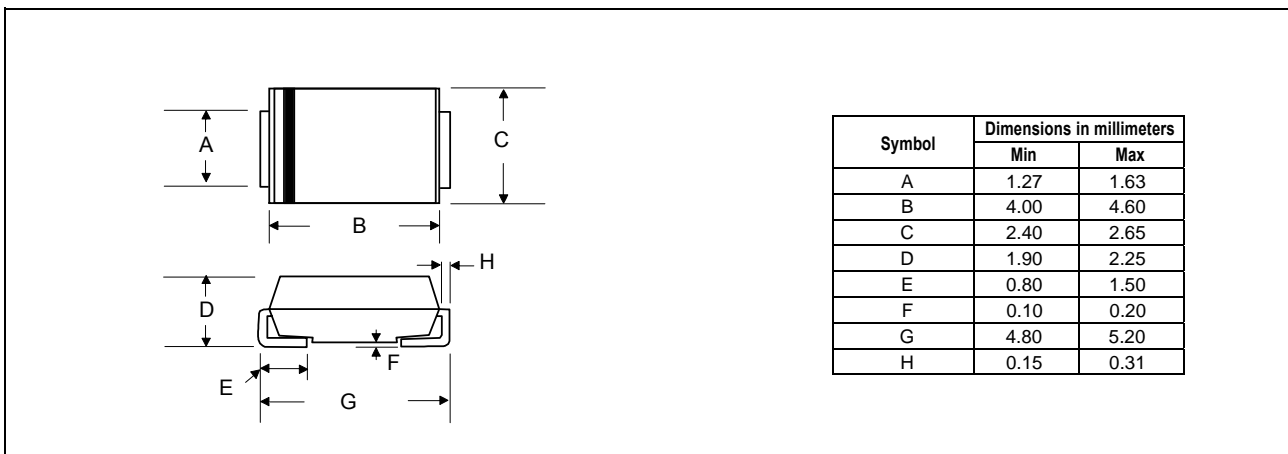
Part Number	Device Marking Code	Nominal Zener Voltage		Maximum Zener Impedance			Maximum Reverse Leakage Current		Maximum DC Zener Current
		$V_Z @ I_{ZT}$	$I_{ZT}$	$Z_{ZT} @ I_{ZT}$	$Z_{ZK} @ I_{ZK}$	$I_{ZK}$	$I_R @ V_R$		$I_{ZM}$
		(V)	(mA)	( $\Omega$ )	( $\Omega$ )	(mA)	( $\mu$ A)	(V)	(mA)
SMA2EZ110D5	2F3	110.0	4.5	250.0	4000	0.25	0.5	83.6	17
SMA2EZ120D5	2F4	120.0	4.2	325.0	4500	0.25	0.5	91.2	15
SMA2EZ130D5	2F5	130.0	3.8	400.0	5000	0.25	0.5	98.8	14
SMA2EZ140D5	2F6	140.0	3.6	500.0	5500	0.25	0.5	106.4	13
SMA2EZ150D5	2F7	150.0	3.3	575.0	6000	0.25	0.5	114.0	12
SMA2EZ160D5	2F8	160.0	3.1	650.0	6500	0.25	0.5	121.6	11
SMA2EZ170D5	2F9	170.0	2.9	675.0	7000	0.25	0.5	130.4	11
SMA2EZ180D5	2G1	180.0	2.8	725.0	7000	0.25	0.5	136.8	10
SMA2EZ190D5	2G2	190.0	2.6	825.0	8000	0.25	0.5	144.8	10
SMA2EZ200D5	2G3	200.0	2.5	1900.0	9990	0.25	0.5	152.0	9
SMA2EZ220D5	2G4	220	2.0	2000	8500	0.25	0.5	167.0	8.0
SMA2EZ270D5	2G5	270	1.6	2200	8500	0.25	0.5	205.0	6.7
SMA2EZ300D5	2G6	300	1.5	2200	9000	0.25	0.5	228.0	5.9
SMA2EZ330D5	2G7	330	1.4	2300	9000	0.25	0.5	250.0	5.4

### Typical Characteristics ( $T_{amb} = 25^\circ\text{C}$ unless otherwise specified)





**Package Dimensions**



**Ordering information**

Order code	Package	Packaging option	Base quantity	Packaging specification
SMA2EZxxxD5	DO-214AC/SMA	Tape and reel	5000pcs / reel	EIA STD RS-481

**Revision history**

Date	Revision	Changes
23-May-2012	1.0	Initial release

## CAUTION / WARNING

Information in this document is believed to be accurate and reliable. However, CREATEK does not give any representations or warranties, expressed or implied, as to the accuracy or completeness of such information and shall have no liability for the consequences of use of such information.

Users should independently evaluate the suitability of and test each product selected for their own applications, and CREATEK assumes no liability whatsoever relating to the choice, selection or use of the CREATEK products and services described herein.

CREATEK reserves the right to change or update, without notice, any information contained in this publication; to change, without notice, the design, construction, processing, or specification of any product; and to discontinue or limit production or distribution of any product.

Information in this document supersedes and replaces all information previously supplied.

Products are not designed, authorized or warranted to be suitable for use in medical, military, aircraft, space or life support equipment, nor in applications where failure or malfunction of an CREATEK product can reasonably be expected to result in personal injury, death or severe property or environmental damage. CREATEK accepts no liability for inclusion and/or use of CREATEK products in such equipment or applications and therefore such inclusion and/or use is at the customer's own risk.

This document as well as the item(s) described herein may be subject to export control regulations. Export might require a prior authorization from national authorities.


Resale of CREATEK products with provisions different from the statements and/or technical features set forth in this document shall immediately void any warranty granted by CREATEK for the CREATEK product or service described herein and shall not create or extend in any manner whatsoever, any liability of CREATEK.

CREATEK expressly disclaims all implied warranties regarding the information contained herein, including, but not limited to, any implied warranties of merchantability or fitness for a particular purpose. CREATEK only obligations are those in the CREATEK Standard Terms and Conditions of Sale and in no case will CREATEK be liable for any incidental, indirect, or consequential damages arising from the sale, resale, use, or misuse of its products.

---

Specifications are subject to change without notice

© Copyright 2009, CREATEK Microelectronics

 CREATEK® is a registered trademark of CREATEK Microelectronics

All rights reserved