

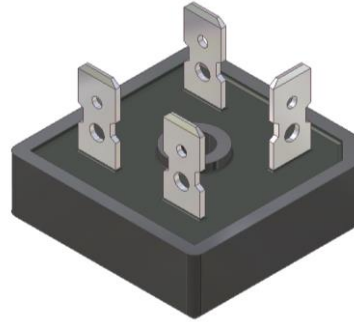
S25VB10 Thru S25VB100

High Current Glass Passivated Molding Single-Phase Bridge Rectifier

Reverse Voltage 100 to 1000V Forward Current 25.0 A

FEATURES

- Plastic Package has Underwriters Laboratory Flammability Classification 94V-0
- High current capacity with small package
- Glass passivated chip junctions
- Superior thermal conductivity
- High IFSM



1. Maximum & Thermal Characteristics Ratings at 25°C ambient temperature unless otherwise specified.

Item	Symbol	S25VB10	S25VB20	S25VB40	S25VB60	S25VB80	S25VB100	Unit
Maximum repetitive voltage	VRM	100	200	400	600	800	1000	V
Maximum RMS Voltage	VRMS	70	140	280	420	560	700	V
Maximum DC Blocking Voltage	VDC	100	200	400	600	800	1000	V
Maximum DC reverse current TA=25°C	IR	10						μA
at rated DC blocking voltage TA=125°C		500						
Average rectified forward current 60Hz sine wave, R-load with heatsink Tc=87°C	Io	25						A
Peak forward surge current 8.3 ms single half sine-wave superimposed on rated load	IFSM	350						A
Rating for Fusing (t<8.3ms)	I ² t	370						A ² sec
Dielectric strength Terminals to case, AC 1 minute Current 1mA	Vdia	2.0						KV
Maximum instantaneous forward voltage at 12.5A	VF	1.1						V
Operating junction temperature	Tj	-40~150						°C
Storage temperature	Tstg	-40~150						°C
Mounting torque	Tor	2						N.m

S25VB10 Thru S25VB100

2. Ratings and Characteristic Curves (TA = 25°C unless otherwise noted)

Fig. 1 Derating Curve

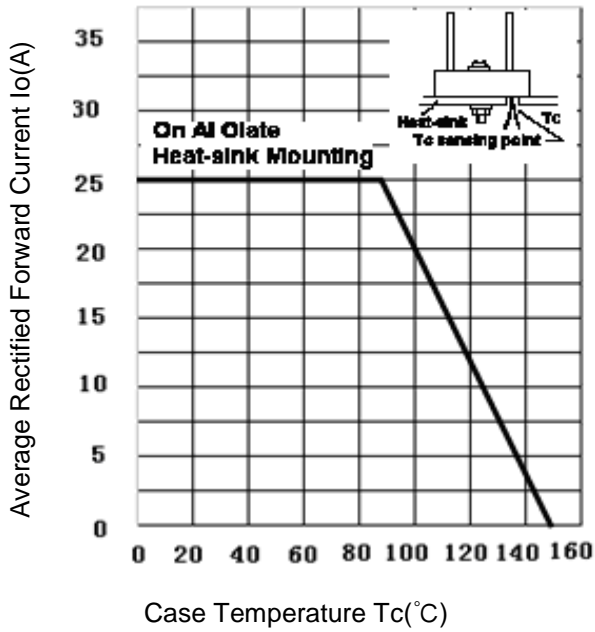


Fig.2 Typical Reverse Characteristics

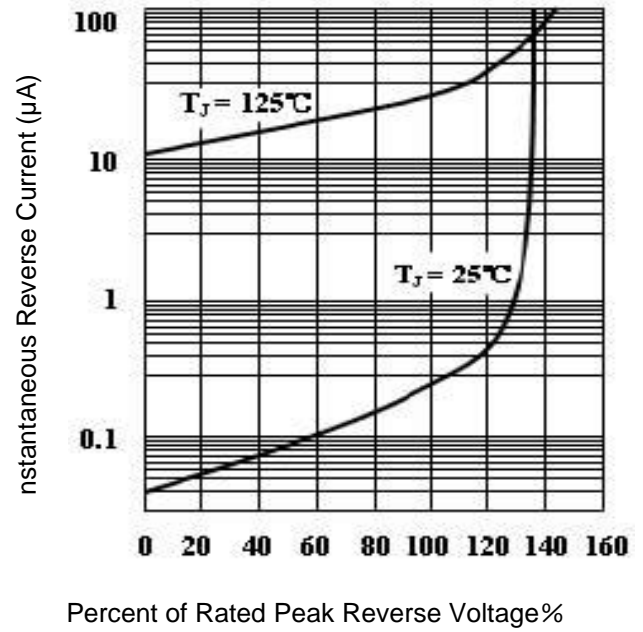


Fig.3 Forward Voltage

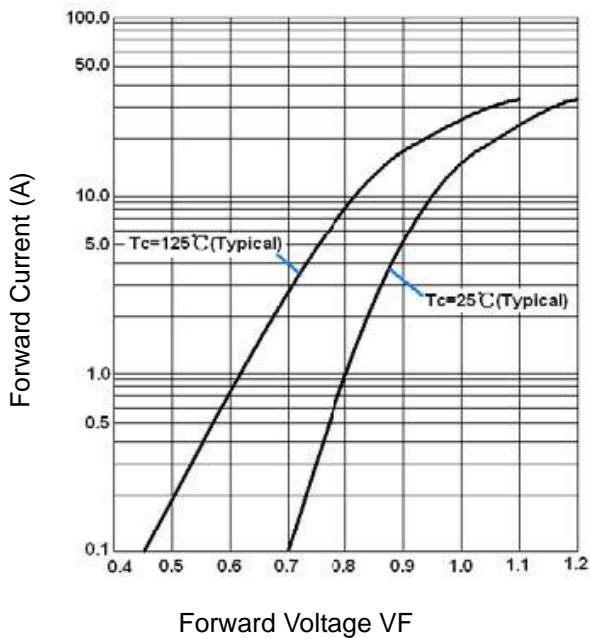
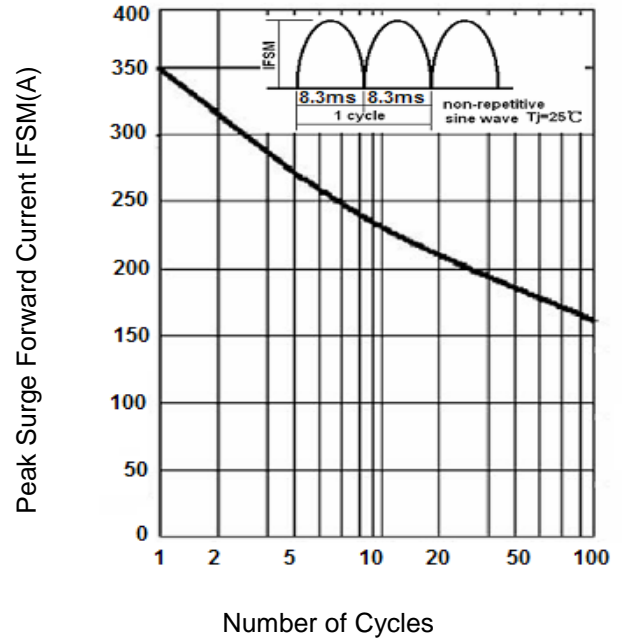
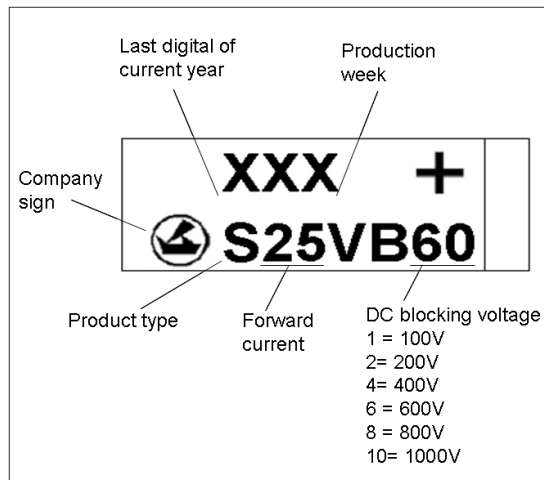


Fig.4 Peak Surge Forward Capability



S25VB10 Thru S25VB100

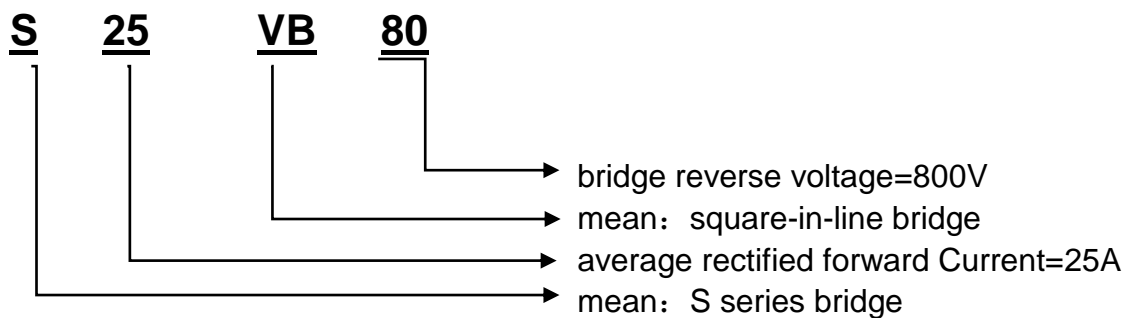
3. Marking Identification



Note:

生产日期码包含4位数字，例如“1010”，前两个数字“10”表示为2010年，另外二个数字“10”是指第10周，即表示该产品为2010年10周生产。

型号：



4. Dimension

