

Chip Bead ABUP Series **Automotive AEC-Q200**

RoHS Compliant
Halogen Free
REACH Compliant



- Noise Suppression
- Shield
- Multilayer
- Ferrite
- High Current

Part Numbering

A	BUP	00	160808	600	Y	00
Grade	Series Name	Control Code	Dimensions Code (mm)	Impedance (Ω)	Tolerance	Internal Code
			160808 1.6x0.8x0.8	300 30	Y ±25%	
			201209 2.0x1.25x0.9	800 80		
			321611 3.2x1.6x1.1	121 120		

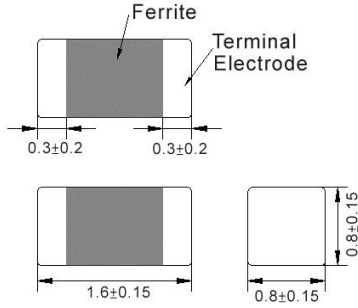
This specification applies to Multilayer Chip ferrite Bead for Automotive Electronics based on AEC-Q200 except for Power train and Safety.

Chip Bead ABUP Series

**Automotive
AEC-Q200**

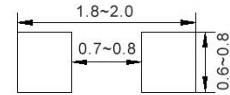
ABUP00160808 Type

■ Dimensions



unit:mm

■ Recommended Land Pattern



unit:mm

■ Electrical Characteristics

Part No.	Impedance (Ω)	Test Freq.	RDC (Ω)Max.	Rated Current (mA)Max.
ABUP00160808300Y00	30	100 MHz,200 mV	0.015	4500
ABUP00160808101Y00	100	100 MHz,200 mV	0.030	3000
ABUP00160808121Y00	120	100 MHz,200 mV	0.030	3000
ABUP00160808181Y00	180	100 MHz,200 mV	0.050	2000
ABUP00160808221Y00	220	100 MHz,200 mV	0.040	2500

Note: When ordering, please specify tolerance code. Tolerance: Y=±25%

- Operating temperature range - 40°C ~ 125°C
- Rate Current : Applied the current to coils, the temperature rise shall not be more than 30°C
- Measure Equipment:

Z: HP4291A

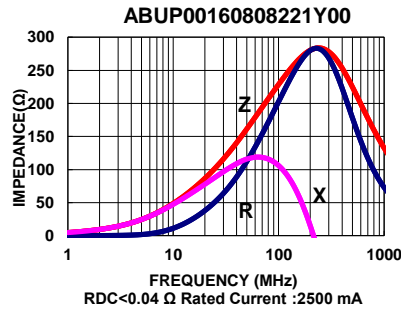
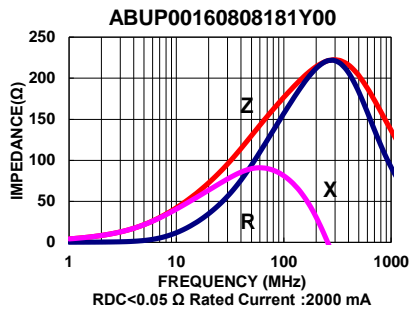
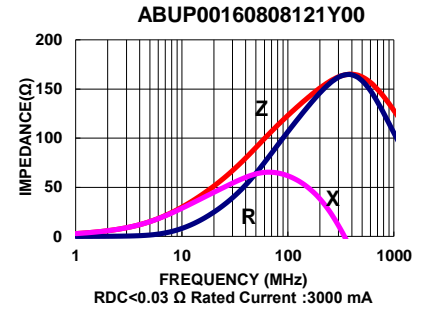
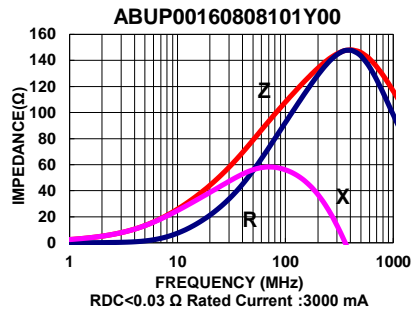
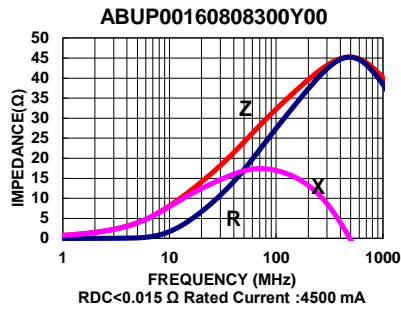
RDC: HP4338B or CHEN HWA 502

Chip Bead ABUP Series

Automotive
AEC-Q200

ABUP00160808 Type

Characteristics Graph

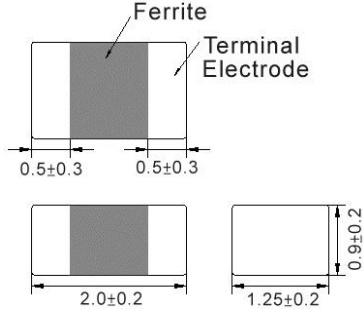


Chip Bead ABUP Series

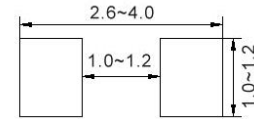
Automotive
AEC-Q200

ABUP0020109 Type

■ Dimensions



■ Recommended Land Pattern



■ Electrical Characteristics

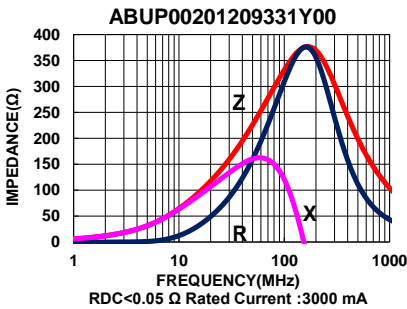
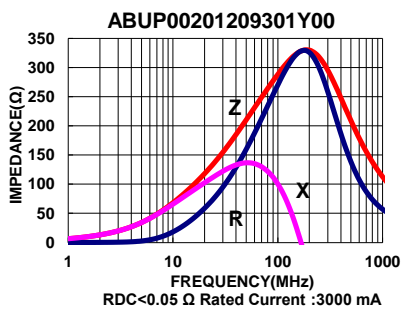
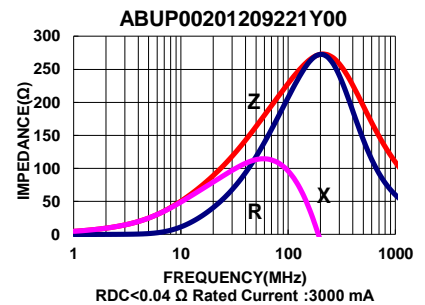
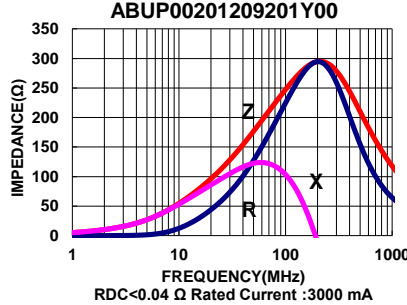
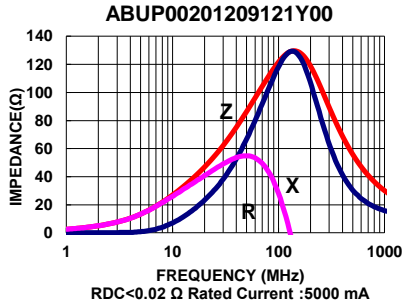
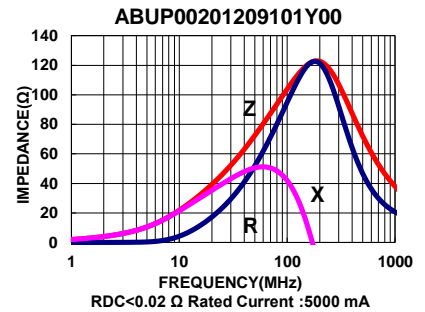
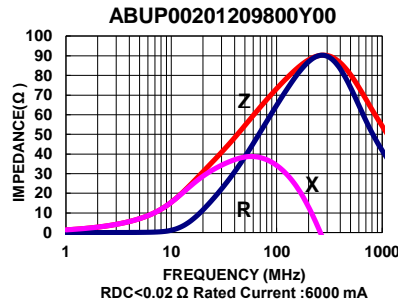
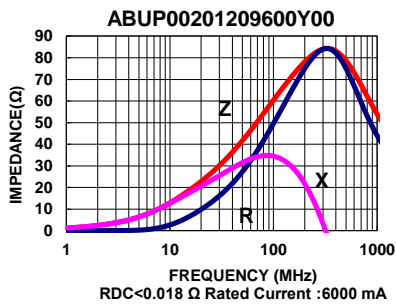
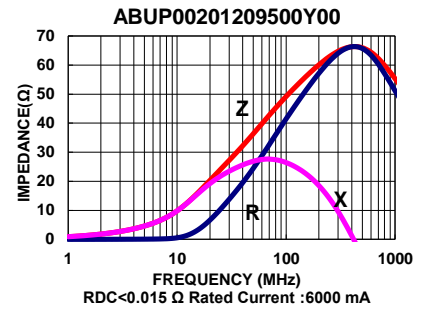
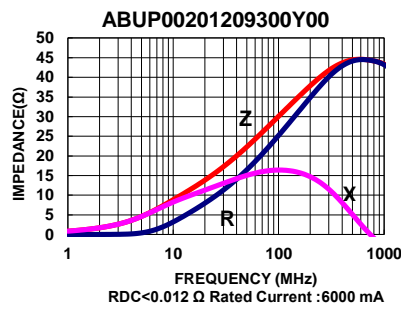
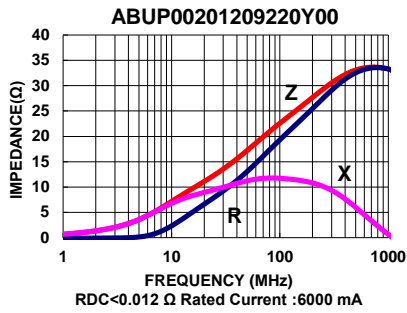
Part No.	Impedance (Ω)	Test Freq.	RDC (Ω)Max.	Rated Current (mA)Max.
ABUP00201209220Y00	22	100 MHz, 200 mV	0.012	6000
ABUP00201209300Y00	30	100 MHz, 200 mV	0.012	6000
ABUP00201209500Y00	50	100 MHz, 200 mV	0.015	6000
ABUP00201209600Y00	60	100 MHz, 200 mV	0.018	6000
ABUP00201209800Y00	80	100 MHz, 200 mV	0.020	6000
ABUP00201209101Y00	100	100 MHz, 200 mV	0.020	5000
ABUP00201209121Y00	120	100 MHz, 200 mV	0.020	5000
ABUP00201209201Y00	200	100 MHz, 200 mV	0.040	3000
ABUP00201209221Y00	220	100 MHz, 200 mV	0.040	3000
ABUP00201209301Y00	300	100 MHz, 200 mV	0.050	3000
ABUP00201209331Y00	330	100 MHz, 200 mV	0.050	3000

Note: When ordering, please specify tolerance code. Tolerance: $Y = \pm 25\%$

- Operating temperature range - 40°C ~ 125°C
- Rate Current : Applied the current to coils, the temperature rise shall not be more than 30°C
- Measure Equipment:
 - Z: HP4291A
 - RDC: HP4338B or CHEN HWA 502

ABUP00201209 Type

Characteristics Graph

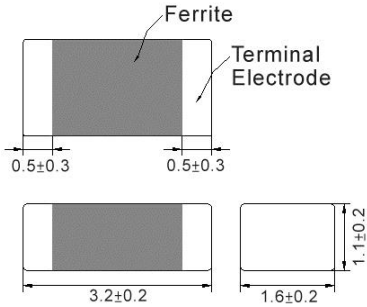


Chip Bead ABUP Series

Automotive
AEC-Q200

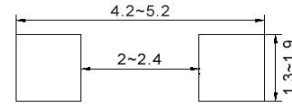
ABUP00321611 Type

■ Dimensions



unit:mm

■ Recommended Land Pattern



unit:mm

■ Electrical Characteristics

Part No.	Impedance (Ω)	Test Freq.	RDC (Ω)Max.	Rated Current (mA)Max.
ABUP00321611300Y00	30	100 MHz, 200 mV	0.012	6000
ABUP00321611600Y00	60	100 MHz, 200 mV	0.012	6000
ABUP00321611800Y00	80	100 MHz, 200 mV	0.012	6000
ABUP00321611101Y00	100	100 MHz, 200 mV	0.012	6000
ABUP00321611121Y00	120	100 MHz, 200 mV	0.012	6000
ABUP00321611151Y00	150	100 MHz, 200 mV	0.020	4500
ABUP00321611181Y00	180	100 MHz, 200 mV	0.020	4500
ABUP00321611221Y00	220	100 MHz, 200 mV	0.020	4500

Note: When ordering, please specify tolerance code. Tolerance: Y= $\pm 25\%$

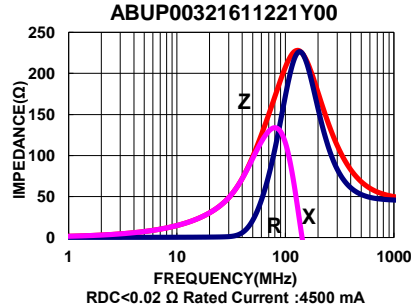
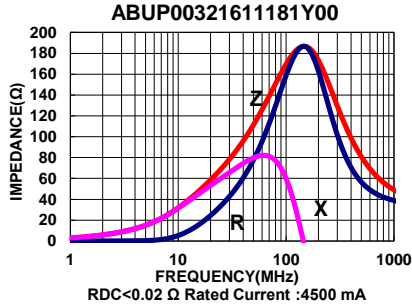
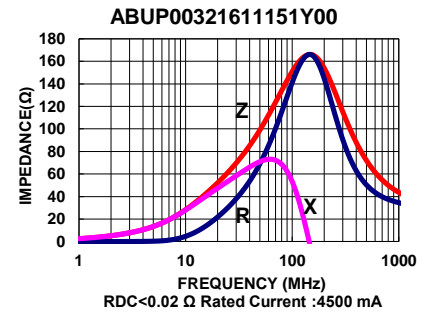
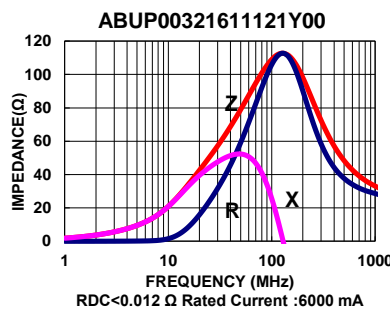
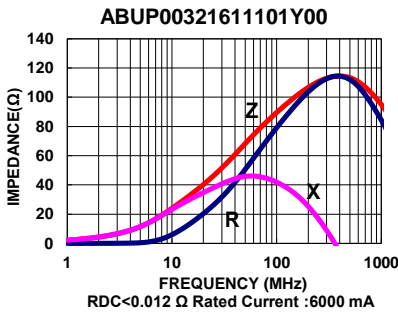
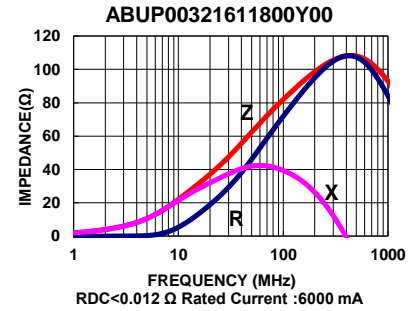
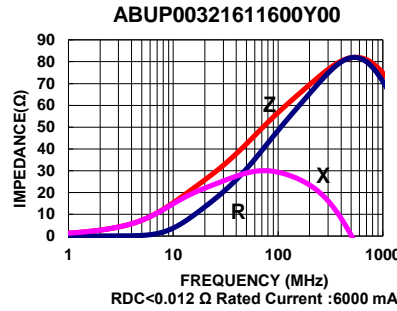
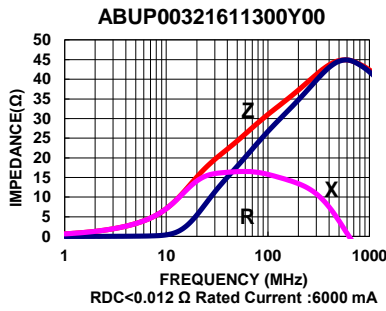
- Operating temperature range - 40°C ~ 125°C
- Rate Current : Applied the current to coils, the temperature rise shall not be more than 30°C
- Measure Equipment:
Z: HP4291A
RDC: HP4338B or CHEN HWA 502

Chip Bead ABUP Series

Automotive
AEC-Q200

ABUP00321611 Type

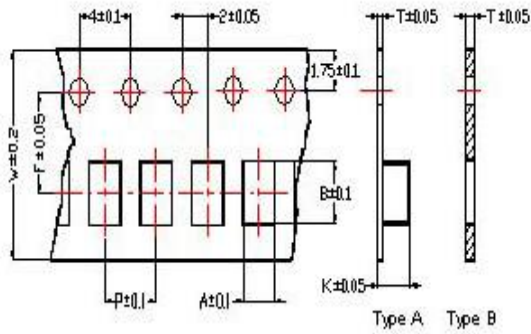
Characteristics Graph



Chip Bead ABUP Series **Automotive AEC-Q200**

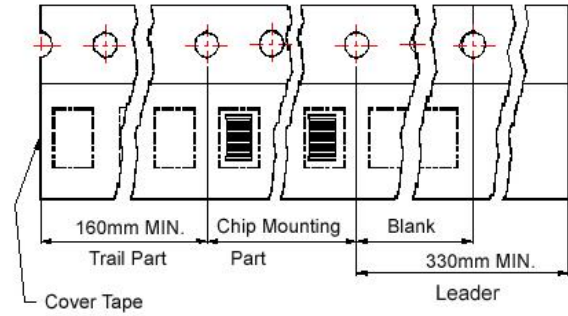
■ Packaging

Tape Dimensions

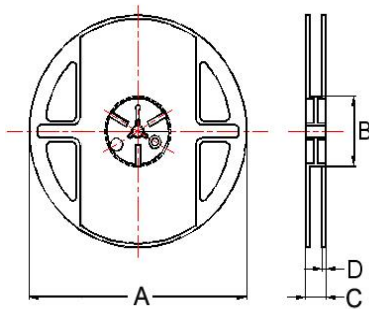


Tape Material

Carrier Tape: Polycarbonate (Tape A)
 Carrier Tape: Paper (Tape B)
 Cover Tape: Polystyrene



Reel Dimensions



Dimensions in mm

TYPE	Tape Dimensions								Reel Dimensions				Quantity
	A	B	T	W	P	F	K	Tape	A	B	C	D	PCS / Reel
ABUP00160808	1.05	1.85	0.95	8	4	3.5	-	B	178	60	12	2	4000
ABUP00201209	1.50	2.30	0.97	8	4	3.5	-	B	178	60	12	2	4000
ABUP00321611	1.88	3.50	0.22	8	4	3.5	1.27	A	178	60	12	2	3000