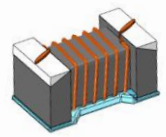


Wire Wound Chip Ferrite Inductor – MWSD-FE Series

Operating Temp. : -40°C~+85°C



FEATURES

- Small chip suitable for surface mounting
- Large inductance with ferrite material
- Single-sided package, thinner than WL-FS series

APPLICATIONS

- Mobile phones and other electronic devices
- Bluetooth modules and TWS earphones

PRODUCT IDENTIFICATION

MWSD

①

1608

②

F

③

E

④

2R2

⑤

□

⑥

I

⑦

①

Type	
MWSD	Wire Wound Chip Inductor

②

External Dimensions (L×W) (mm)	
1608[0603]	1.6×0.8
2012[0805]	2.0×1.25

③

Material Code	
F	Ferrite

④

Internal Code	
E	Internal Code

⑤

Nominal Inductance	
Example	Nominal Value
2R2	2.2μH
100	10μH

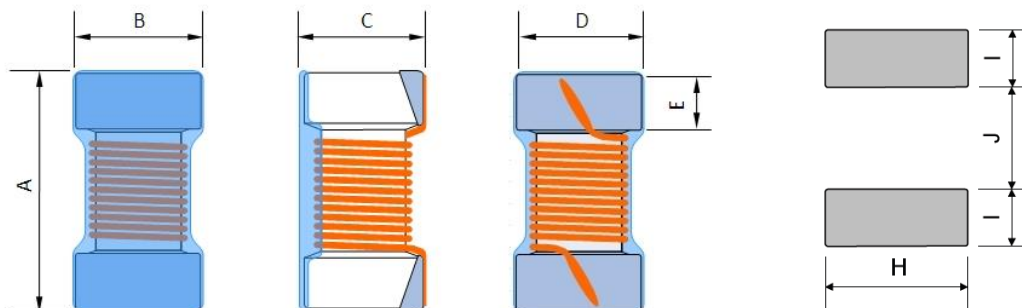
⑥

Inductance Tolerance	
K	±10%
M	±20%

⑦

Packing	
B	Bulk Package
T	Tape & Reel

SHAPE AND DIMENSIONS



Unit: mm

Series	A	B	C	D Typ.	E Ref.	H Ref.	I Ref.	J Ref.
MWSD1608FE	1.80 Max	1.20 Max	1.00 Max	0.92	0.30	1.15	0.64	0.64
MWSD2012FE	2.40 Max	1.65 Max	1.30 Max	1.28	0.48	1.50	1.02	0.96

SPECIFICATIONS

MWSD1608FE TYPE

Part Number	Inductance	Tolerance	L Test Freq.	Typ. Self-resonant Frequency	DC Resistance	Typ. Rated Current
Units	μH	-	MHz	MHz	Ω	mA
Symbol	L	-	Freq.	S.R.F	DCR	I _r
MWSD1608FE1R0□T	1.0	K,M	7.9	340	0.30±30%	700
MWSD1608FE2R2□T	2.2	K,M	7.9	103	0.56±30%	580
MWSD1608FE4R7□T	4.7	K,M	7.9	51	0.97±30%	420
MWSD1608FE6R8□T	6.8	K,M	7.9	43	1.50±30%	340
MWSD1608FE100□T	10	K,M	2.5	36	1.85±30%	280
MWSD1608FE150□T	15	K,M	2.5	29	2.60±30%	240
MWSD1608FE220□T	22	K,M	2.5	24	2.80±30%	200
MWSD1608FE470□T	47	K,M	2.5	14	6.65±30%	100

MWSD2012FE TYPE

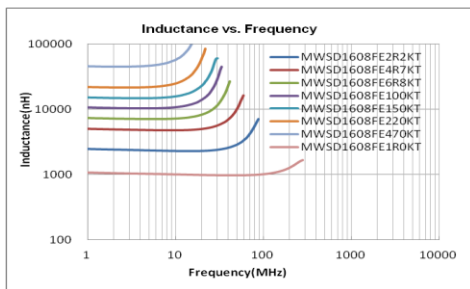
Part Number	Inductance	Tolerance	L Test Freq.	Typ. Self-resonant Frequency	DC Resistance	Typ. Rated Current
Units	μH	-	MHz	MHz	Ω	mA
Symbol	L	-	Freq.	S.R.F	DCR	I _r
MWSD2012FE2R2□T	2.2	K,M	7.9	87	0.22±30%	1040
MWSD2012FE4R7□T	4.7	K,M	7.9	51	0.43±30%	840
MWSD2012FE6R8□T	6.8	K,M	7.9	46	0.68±30%	700
MWSD2012FE100□T	10	K,M	2.5	31	0.85±30%	560
MWSD2012FE150□T	15	K,M	2.5	28	1.40±30%	380
MWSD2012FE220□T	22	K,M	2.5	20	1.76±30%	340
MWSD2012FE470□T	47	K,M	1	15	3.40±30%	280

※ □: Please specify the inductance tolerance code (K=±10%, M=±20%).

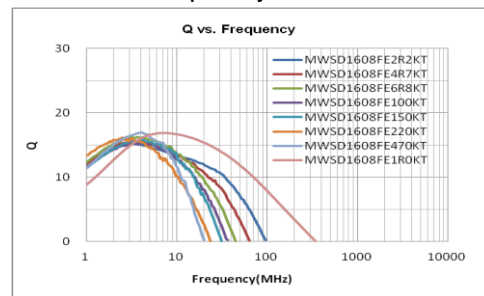
TYPICAL ELECTRICAL CHARACTERISTICS

MWSD1608FE TYPE

Inductance vs. Frequency Characteristics

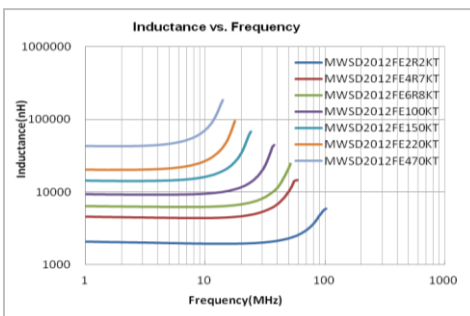


Q vs. Frequency Characteristics



MWSD2012FE TYPE

Inductance vs. Frequency Characteristics



Q vs. Frequency Characteristics

