

产品说明

Applications

该磁平衡式霍尔电流传感器适用于对交流、直流和脉动电流的隔离精确测量，测量时一次侧与二次侧之间完全绝缘。

For the electronic measurement of currents: AC, DC IMPL.,etc.,with galvanic isolation between the primary (high power) and the secondary (electronic) circuits.

产品优点 Advantages	产品应用 Applications	参照标准 Standards
高精度 Excellent accuracy	交流变频器 AC variable speed drives	EN50178
线性度好 Very good linearity	私服电机驱动 Servo motor drives	EN50155
低温漂 Low temperature drift	电池供电 Battery supplied applications	
宽频带 Wide frequency bandwidth	变流器/逆变器 converter /inverter	
快速响应 Optimized response time	UPS/SVG	

主要电气参数 Main electrical data

额定测量电流 I_{PN} (A)	Primary nominal current rms	1000
测量范围 I_p (A)	Primary current measuring range	0~±2100
匝比	Conversion ratio	1:5000
电源电压 V_c (V)	Supply voltage	DC±(15~24)×(1±5%)V
额定测量输出 I_{SN} (mA)	Secondary nominal current rms	200mA
测量电阻 R_M (Ω)	Measuring resistance	
	70℃	85℃
	@±15V, ±1000A: 0Ω~23Ω	0Ω~19Ω
	@±15V, ±1300A: 0Ω~7Ω	
	@±24V, ±1000A: 0Ω~63Ω	10Ω~61Ω
	@±24V, ±2100A: 0Ω~6Ω	
二次侧电流消耗 I_c (@±24V)	Current consumption	≤35mA+ Secondary output current I_{SN}
隔离耐压	Isolation test: Between the primary circuit to the secondary circuit	3.8kVrms/50Hz/1min

精度 - 动态参数 Accuracy - Dynamic performance data

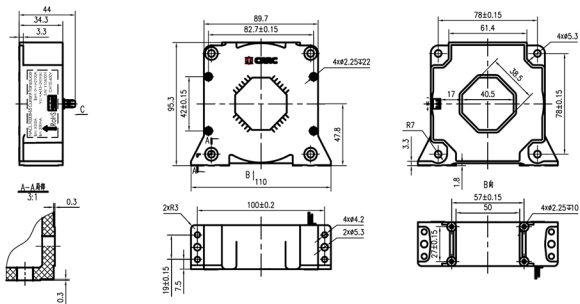
基本误差 δ_i (@ I_{PN} , $T_A=25^\circ\text{C}$)	Overall Accuracy	≤±0.4%
线性度误差 δ_L (@ I_{PN} , $T_A=25^\circ\text{C}$)	Linearity error	<0.1%
零点输出电流 I_0 (@ $I_p=0$, $T_A=25^\circ\text{C}$)	Offset current	≤±0.4mA
零点温漂 I_{OT}	Thermal drift	≤ ±0.8mA (-40℃~+85℃)
响应时间 t_r	Response time to 90% of I_{PN} step	≤ 1us
di/dt 精确度	di/dt Accurately followed	> 100A/us

频率带宽 BW	Frequency bandwidth(-1dB)	DC..100kHz
---------	---------------------------	------------

一般数据 General data

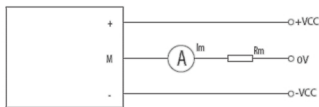
工作温度 Ta	Ambient operating temperature	-40℃~+85℃
储存温度 Ts	Ambient storage temperature	-45℃~+90℃
电气间隙	Clearance distance dCl mm	16.8
爬电距离	Creepage distance dCp mm	18.3
相对漏电起痕指数	CTI	> 175
重量	Mass	≤850g

外形图 Dimensions (in mm)



电气连接 Connection

Connection of secondary: MOLEX 6410




机械特征 Mechanical characteristics

未注公差
General tolerance

±1 mm

备注 Remark

- 当测量电流方向与传感器上标示的  方向一致时，传感器输出 I_{SN} 为正。When measuring the current direction of arrow mark on

<p>传感器安装方式一(推荐)</p> <p>Transducer fastening (Recommended)</p>	<p>4 hole and 4 notch $\varnothing 5.3\text{mm}$</p> <p>4 M5 steel screws</p>	<p>direction and sensor, the sensor output ISN is positive.</p>
<p>传感器安装方式二(推荐)</p> <p>Transducer fastening (Recommended)</p>	<p>2 hole and 2 notches $\varnothing 5.3\text{mm}$</p> <p>2 M5 steel screws</p>	<p>2. 产品二次侧连接线优选屏蔽线，屏蔽层接近产品端连接线可接机壳，负电源或电源 0V。 Product secondary side connecting line optimization shielding wire, cable shielding layer close to the product end can connect chassis, negative power or power 0 v.</p>
<p>推荐力矩</p> <p>Recommended fastening torque</p>	<p>3.5 N • m</p>	<p>3. 电量传感器安装螺钉孔的垂直度要求：要求在国家标准 8 级或以上（或 0.06 以下）。Power sensor mounting screw hole of the vertical degree requirements: requirements in the national standard grade 8 or above (or below 0.06).</p>
<p>母排尺寸(推荐)</p> <p>Bus bar (Recommended)</p>	<p>40.5 × 13mm</p>	<p>4. 电量传感器安装面平面度要求：Sensor mounting surface flatness requirements: (a)大平面安装平面度国家标准 11 级或以上(或平面起伏小于 0.25mm)； Planeness national standard installation grade 11 or above (or surface fluctuation is less than 0.25 mm)； (b)安装面加有小圆凸台设计时平面度要求达国家标准 12 级或以上（或平面起伏小于 0.5mm）； When mounting surface with a small round convex platform design flatness requirement of national standard grade 12 or more (or less than 0.5 mm) in plane ups and downs;</p>
<p>次边电气连接</p> <p>Connection of secondary</p>	<p>Molex 6410</p>	<p>5. 未注公差 ± 1mm； Did not note the tolerance + / - 1 mm；</p>