
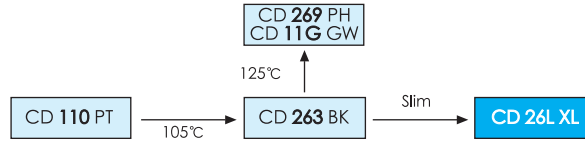


CD 26L XL SERIES



2000h at 105°C

- Slim Type
- High ripple current

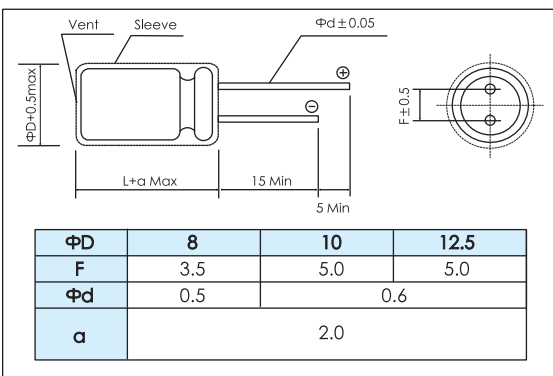


Items	Characteristics														
Operating Temperature Range (°C)	-25 ~ +105														
Voltage Range (V)	200 ~ 500														
Capacitance Range (μF)	18 ~ 220														
Capacitance Tolerance (20°C, 120Hz)	± 20%														
Leakage Current (μA)	After 1 minute at 20°C application of rated voltage, leakage current is not more than 0.02CV. C: Nominal Capacitance (μF) V: Rated Voltage (V)														
Dissipation Factor (20°C, 120Hz)	<table border="1"> <thead> <tr> <th>Rated Voltage (V)</th> <th>200</th> <th>250</th> <th>400</th> <th>420</th> <th>450</th> <th>500</th> </tr> </thead> <tbody> <tr> <td>Tan δ (max)</td> <td>0.12</td> <td>0.15</td> <td colspan="4">0.20</td> </tr> </tbody> </table>	Rated Voltage (V)	200	250	400	420	450	500	Tan δ (max)	0.12	0.15	0.20			
	Rated Voltage (V)	200	250	400	420	450	500								
Tan δ (max)	0.12	0.15	0.20												
Stability at Low Temperature (Impedance Ratio at 120Hz)	<table border="1"> <thead> <tr> <th>Rated Voltage (V)</th> <th>200 ~ 250</th> <th>400 ~ 500</th> </tr> </thead> <tbody> <tr> <td>Z_{-25°C} / Z_{+20°C}</td> <td>3</td> <td>8</td> </tr> </tbody> </table>	Rated Voltage (V)	200 ~ 250	400 ~ 500	Z _{-25°C} / Z _{+20°C}	3	8								
Rated Voltage (V)	200 ~ 250	400 ~ 500													
Z _{-25°C} / Z _{+20°C}	3	8													

	Useful Life		Load Life	Endurance Test	Shelf Life
Lifetime	4000h	≥ 100000h	2000h	2000h	1000h
Leakage Current	Not more than specified value		Not more than specified value	Not more than specified value	Not more than specified value
Capacitance Change	Within ± 30% of initial value		Within ± 20% of initial value	Within ± 20% of initial value	Within ± 20% of initial value
Dissipation Factor	Not more than 300% of specified value		Not more than 200% of specified value	Not more than 200% of specified value	Not more than 200% of specified value
Condition: Applied Voltage Applied Current Applied Temperature	U _R I _R 105°C	U _R 1.2 × I _R 40°C	U _R I _R 105°C	U _R I _R = 0 105°C	U _R = 0 U _R to be applied for 30min I _R = 0 >24h before measurement 105°C

Dimensions

mm



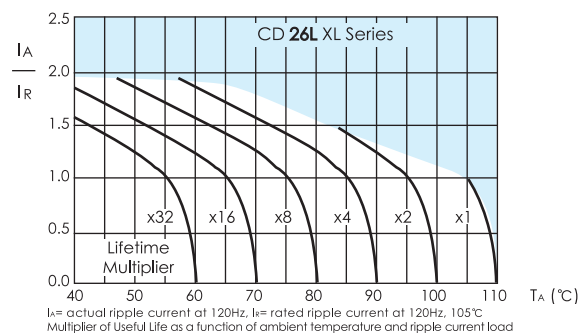
Frequency Coefficient

Frequency(Hz)		50/60	120	500	1K	≥10K
Coefficient	200 ~ 250V	0.8	1.0	1.20	1.30	1.40
	400 ~ 500V	0.8	1.0	1.25	1.40	1.50

Temperature Coefficient

Temperature(°C)	+70	+85	+105
Coefficient	1.8	1.4	1.0

Lifetime Diagram



Ratings for CD 26L XL Series

U _s (Surge Voltage) Code	Rated Capacitance	Max ESR 20°C, 120Hz	Typ ESR 20°C, 120Hz	Rated Ripple Current 105°C, 120Hz	Size ΦD x L	P/N
(V)	(μF)	(Ω)	(Ω)	(mA _{rms})	(mm)	-
200 (250) 2D	82	1.9	1.2	400	10 × 30	ECR2DXL820M□□100030
	100	1.6	1	460	10 × 36	ECR2DXL101M□□100036
	120	1.3	0.8	530	10 × 40	ECR2DXL121M□□100040
	150	1.1	0.6	620	12.5 × 30	ECR2DXL151M□□125030
	180	0.9	0.5	700	12.5 × 36	ECR2DXL181M□□125036
	220	0.7	0.4	800	12.5 × 40	ECR2DXL221M□□125040
250 (300) 2E	47	4.2	2.5	295	8 × 50	ECR2EXL470M□□080050
	68	2.9	1.8	330	10 × 36	ECR2EXL680M□□100036
	82	2.4	1.5	420	10 × 40	ECR2EXL820M□□100040
	100	2	1.2	480	10 × 50	ECR2EXL101M□□100050
	120	1.7	1	560	12.5 × 36	ECR2EXL121M□□125036
		1.7	1	630	10 × 60	ECR2EXL121M□□100060
400 (450) 2G	150	1.3	0.8	650	12.5 × 40	ECR2EXL151M□□125040
	27	9.8	4.4	240	10 × 30	ECR2GXL270M□□100030
	33	8.0	3.6	280	10 × 36	ECR2GXL330M□□100036
	39	6.8	3.1	320	10 × 40	ECR2GXL390M□□100040
	47	5.6	2.5	370	12.5 × 30	ECR2GXL470M□□125030
		5.6	2.5	370	10 × 50	ECR2GXL470M□□100050
	56	4.7	2.1	420	12.5 × 36	ECR2GXL560M□□125036
	68	3.9	1.8	480	12.5 × 45	ECR2GXL680M□□125045
82	3.2	1.5	520	12.5 × 50	ECR2GXL820M□□125050	
100	2.7	1.2	580	12.5 × 50	ECR2GXL101M□□125050	
420 (470) 2X	22	12	7.2	200	10 × 30	ECR2XXL220M□□100030
	27	9.8	5.9	230	10 × 36	ECR2XXL270M□□100036
	33	8	4.8	270	10 × 40	ECR2XXL330M□□100040
	39	6.8	4.1	310	12.5 × 30	ECR2XXL390M□□125030
	47	5.6	3.4	360	12.5 × 36	ECR2XXL470M□□125036
		5.6	3.4	360	10 × 50	ECR2XXL470M□□100050
	56	4.7	2.8	430	12.5 × 40	ECR2XXL560M□□125040
	68	3.9	2.3	490	12.5 × 45	ECR2XXL680M□□125045
82	3.2	1.9	550	12.5 × 50	ECR2XXL820M□□125050	
450 (500) 2W	18	14.7	8.8	180	8 × 50	ECR2WXL180M□□080050
	21	12.6	7.5	210	8 × 50	ECR2WXL210M□□080050
	27	9.8	5.9	250	10 × 40	ECR2WXL270M□□100040
	33	8.0	4.8	280	12.5 × 30	ECR2WXL330M□□125030
	39	6.8	4.1	320	12.5 × 36	ECR2WXL390M□□125036
		6.8	4.1	320	10 × 50	ECR2WXL390M□□100050
	47	5.7	3.4	380	12.5 × 40	ECR2WXL470M□□125040
		5.7	3.4	380	10 × 50	ECR2WXL470M□□100050
	53	5.0	3.0	410	10 × 50	ECR2WXL530M□□100050
	56	4.7	2.8	440	12.5 × 50	ECR2WXL560M□□125050
		4.7	2.8	440	10 × 60	ECR2WXL560M□□100060
	60	4.4	2.6	470	10 × 60	ECR2WXL600M□□100060
	68	3.9	2.3	550	12.5 × 50	ECR2WXL680M□□125050
82	3.2	1.9	667	12.5 × 50	ECR2WXL820M□□125050	
100	2.7	1.6	800	12.5 × 61	ECR2WXL101M□□125061	
500 (550) 2H	47	5.7	3.4	400	12.5 × 50	ECR2HXL470M□□125050
	53	5	3.0	420	12.5 × 61	ECR2HXL530M□□125061
	56	4.7	2.8	450	12.5 × 61	ECR2HXL560M□□125061

Customer products are available on request.